



MR. DAVID WILSON  
ADVANCED FIRE SYSTEMS INC  
100 SOUTH ST  
HOPKINTON MA 01748

Date: 2007/11/13  
Subscriber: 100224037  
PartySite:  
File No:  
Order No: 3023767  
Project Number: 07OR3023767  
PD No: 07M64593

Subject: Multiple Listing Correlation Sheet

Dear Mr. Wilson,

Enclosed is a copy of your completed Multiple Listing Correlation Sheet covering the Basic File listed below. The following documents were added (new) or revised on 11/13/2007.

<u>Basic File</u>	<u>Vol</u>	<u>ML File</u>	<u>Pages</u>	<u>Revised</u>	<u>New</u>
s5053	5	S24459	New ML Correlation Page(s)		

Please review this material and report any inaccuracies to our Customer Experience Center, PHONE: 1-877-ULHELPS (1-877-854-3577) or by email at [MLS@us.ul.com](mailto:MLS@us.ul.com), referring to the above Order number .

This material is provided on behalf of Underwriters Laboratories Inc.(UL) or any authorized licensee of UL.

CAM File

ML FILE NO. S24459

Issued: 2007-11-13

MULTIPLE LISTING  
of  
HEAT-AUTOMATIC FIRE DETECTORS  
(UQGS)  
for

[100224-037]      ADVANCED FIRE SYSTEMS INC

Basically Listed for:

[720067-001]      APOLLO FIRE DETECTORS LTD                              (NBK)



---

Basically Listed products covered by Procedure and/or Reports under File No. S5053, Volume 5

Products Covered	Report Date	Basic Applicant's (Supplier's) Product Designation	Multiple Listee's Product Designations	ILL #
	2006-10-20	58000-450	58000-450ADV	1

LITERATURE IS IDENTICAL TO BASICS

MARKING:      Same as that described in Follow-Up Service Procedure and/or Report except for

Multiple Listee's name, ML Tradename, ,  
, when applicable, and product designation.

UL INSPECTION CENTER BRITAIN - 850

39214-429/Issue 1/Draft G

Technical Data Ax

Detector Model No	55000-450ADV	55000-550ADV	55000-650ADV	55000-886ADV
Detector Type	Heat	Ionization	Photoelectric	Multisensor
Working Voltage	17-28V DC	17-28V DC	17-28V DC	17-28V DC
Modulation Voltage (V peak to peak)	5-9V	5-9V	5-9V	5-9V
Maximum Alarm Current LED on	2.5mA	2.5mA	4.5mA	3.5mA
Surge Current	1.0mA	1.0mA	1.0mA	1.0mA
Supervisory Current	250µA	280µA	340µA	500µA
Heat Element Rating	135°F (57°C)	N/A	N/A	N/A
Compatibility Identifier	55000-450ADV	55000-550ADV	55000-650ADV	55000-886ADV
Test Method *	•Hair dryer	•Home safeguard •Gemini 501	•Home safeguard •Gemini 501	•Home safeguard •Gemini 501
Control Panel	Refer to www.afsi.us.com for compatible panels			



## Ax Smoke & Heat Detectors Installation Instructions

**General**

These instructions apply to Advanced Fire Systems Inc. detector base 45681-210ADS, to variations of this base and to the associated ranges of UL listed Ax detectors which are listed on, overleaf.

**Installation**

These products must be installed in accordance with the applicable NFPA standards, local codes and jurisdictional authorities. Failure to follow these instructions may result in failure of the detectors to report an alarm condition. Advanced Fire Systems Inc. is not responsible for detectors which are improperly installed, maintained and tested.

Before installing these products check the continuity, polarity and insulation resistance of all wiring. Check that siting is in accordance with the fire system drawings and conforms to all applicable local codes such as NFPA 72.

Depending on the UL listed detector base utilized, bases can be mounted onto 3" octagonal or 4" square/octagonal electrical boxes. When mounting on a wall, install 4" to 12" from the ceiling. Please refer to NFPA 72. Use non-flammable sealing compound (such as Weatherban 606 or equivalent) to seal field wiring conduit opening in the electrical box, this will reduce the stack effect. Secure the base to the electrical box with appropriate screws. Do not over tighten the screws. The raised mark on the side of the base indicates the direction of the detector LED when fitted. Connect the shield, if required, to the SHIELD terminal on the base. For information on how to set the address of each device correctly refer to the section 'Address Setting' overleaf.

Technical Data Ax

Detector Model No	58000-450ADV	58000-550ADV	58000-650ADV	58000-750AV
Detector Type	Heat	Ionization	Photoelectric	Multisensor
Working Voltage	17-28V DC	17-28V DC	17-28V DC	17-28V DC
Modulation Voltage (V peak to peak)	5-9V DC	5-9V DC	5-9V DC	5-9V DC
Maximum Alarm Current LED on	3.5mA	3.5mA	3.5mA	3.5mA
Surge Current	1.0mA	1.0mA	1.0mA	1.0mA
Supervisory Current	500µA	400µA	500µA	500µA
Heat Element Rating	135°F (57°C) - 210°F (99°C)	N/A	N/A	135°F (57°C) (Mode 5)
Compatibility Identifier	58000-450ADV	58000-550ADV	58000-650ADV	58000-750ADV
Test Method *	•Hair dryer	•Home safeguard •Sensitivity test •No Climb •Gemini 501	•Home safeguard •Sensitivity test •No Climb •Gemini 501	•Home safeguard •Sensitivity test •No Climb •Gemini 501 •Hair dryer (heat sensor only)
Control Panel	Refer to www.afsi.us.com for compatible panels			

\* For more information on testing the devices above, please contact Advanced Fire Systems Inc.

Advanced Fire Systems Inc.  
100 South Street, Hopkinton, Boston, Massachusetts, 01748  
Tel: 1-508-453-9995 Fax: 1-508-453-9996  
Web: www.afsi.us.com

**Wiring**

**CAUTION:** Do not use looped wire under wiring terminals. Break wire run to provide supervision of connections. Terminals L1 and L2 are polarity insensitive.

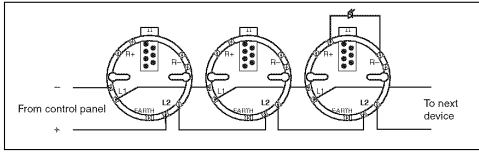


Fig 1 Wiring diagram of Ax loop with one remote indicator

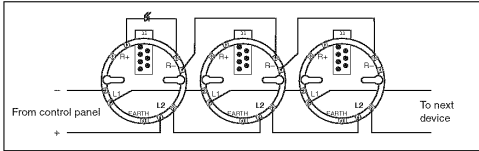


Fig 2 Wiring diagram of Ax loop with common remote indicator

The above instructions cover the following base models:

- 45681-210ADS 4" mounting base
- 45681-225ADS 6" mounting base
- 45681-234ADS 6" low profile mounting base
- 45681-250ADS E-Z Fit 6" mounting base

**Address Setting**

Refer to the table below for the complete list of address settings. Select the desired address and remove the pips indicated in black. Remove pips with a small screwdriver.

1	2	3	4	5	6	7	8	9	10	11	12
13	14	15	16	17	18	19	20	21	22	23	24
25	26	27	28	29	30	31	32	33	34	35	36
37	38	39	40	41	42	43	44	45	46	47	48
49	50	51	52	53	54	55	56	57	58	59	60
61	62	63	64	65	66	67	68	69	70	71	72
73	74	75	76	77	78	79	80	81	82	83	84
85	86	87	88	89	90	91	92	93	94	95	96
97	98	99	100	101	102	103	104	105	106	107	108
109	110	111	112	113	114	115	116	117	118	119	120
121	122	123	124	125	126	127	128	129	130	131	132